

MOTOR RUN AC METALLIZED

MRC SERIES

370VAC Ratings and Dimensions @ 70° Case Temp.


NTE Type Number	Capacitance mfd	Case Dimensions – Inch (mm)			Case Style
		W	D	L	
MRC370V2	2	2.16 (54.86)	1.31 (33.27)	2.00 (50.80)	A
MRC370V3	3	2.16 (54.86)	1.31 (33.27)	2.00 (50.80)	A
MRC370V4	4	2.16 (54.86)	1.31 (33.27)	2.00 (50.80)	A
MRC370V5	5	2.16 (54.86)	1.31 (33.27)	2.00 (50.80)	A
MRC370V6	6	2.16 (54.86)	1.31 (33.27)	2.00 (50.80)	A
MRC370V7R5	7.5	2.16 (54.86)	1.31 (33.27)	2.00 (50.80)	A
MRC370V10	10	2.16 (54.86)	1.31 (33.27)	2.50 (63.50)	A
MRC370V12R5	12.5	2.16 (54.86)	1.31 (33.27)	2.75 (69.85)	A
MRC370V15	15	2.16 (54.86)	1.31 (33.27)	3.00 (76.20)	A
MRC370V17R5	17.5	2.16 (54.86)	1.31 (33.27)	3.50 (88.90)	A
MRC370V20	20	2.16 (54.86)	1.31 (33.27)	4.00 (101.60)	A
MRC370V25	25	2.91 (73.91)	1.91 (48.51)	2.75 (69.85)	B
MRC370V30	30	2.91 (73.91)	1.91 (48.51)	3.25 (82.55)	B
MRC370V35	35	2.91 (73.91)	1.91 (48.51)	3.50 (88.90)	B
MRC370V40	40	3.66 (92.96)	1.97 (50.04)	3.25 (82.55)	C
MRC370V45	45	3.66 (92.96)	1.97 (50.04)	3.50 (88.90)	C
MRC370V50	50	3.66 (92.96)	1.97 (50.04)	3.75 (95.25)	C

440VAC Ratings and Dimensions @ 70° Case Temp.

NTE Type Number	Capacitance mfd	Case Dimensions – Inch (mm)			Case Style
		W	D	L	
MRC440V2	2	2.16 (54.86)	1.31 (33.27)	2.00 (50.80)	A
MRC440V3	3	2.16 (54.86)	1.31 (33.27)	2.00 (50.80)	A
MRC440V4	4	2.16 (54.86)	1.31 (33.27)	2.00 (50.80)	A
MRC440V5	5	2.16 (54.86)	1.31 (33.27)	2.00 (50.80)	A
MRC440V6	6	2.16 (54.86)	1.31 (33.27)	2.00 (50.80)	A
MRC440V7R5	7.5	2.16 (54.86)	1.31 (33.27)	2.25 (57.15)	A
MRC440V10	10	2.16 (54.86)	1.31 (33.27)	2.75 (69.85)	A
MRC440V12R5	12.5	2.16 (54.86)	1.31 (33.27)	2.75 (69.85)	A
MRC440V15	15	2.16 (54.86)	1.31 (33.27)	3.75 (95.25)	A
MRC440V17R5	17.5	2.16 (54.86)	1.31 (33.27)	3.75 (95.25)	A
MRC440V20	20	2.91 (73.91)	1.91 (48.51)	2.75 (69.85)	B
MRC440V25	25	2.91 (73.91)	1.91 (48.51)	3.25 (82.55)	B
MRC440V30	30	2.91 (73.91)	1.91 (48.51)	3.75 (95.25)	B
MRC440V35	35	2.91 (73.91)	1.91 (48.51)	3.25 (82.55)	C
MRC440V40	40	3.66 (92.96)	1.97 (50.04)	3.50 (88.90)	C
MRC440V45	45	3.66 (92.96)	1.97 (50.04)	4.00 (101.60)	C
MRC440V50	50	3.66 (92.96)	1.97 (50.04)	4.25 (107.95)	C
MRC440V55	55	3.66 (92.96)	1.97 (50.04)	4.50 (114.30)	C
MRC440V60	60	3.66 (92.96)	1.97 (50.04)	4.75 (120.65)	C


Universal Mounting Brackets with Spade Bolt

NTE Part Number	Fits Case Style
MRCH-01	A
MRCH-02	B
MRCH-03	C




Universal Mounting Brackets with Spade Foot

NTE Part Number	Fits Case Style
MRCH-04	A
MRCH-05	B
MRCH-06	C



Wrap Around Bracket

NTE Part Number	Fits Case Style
MRCH-07	A
MRCH-08	B
MRCH-09	C



Rubber Terminal Boot

MRCH-10 (For All Case Styles)

